



VMworld Content Catalog Tips and Tricks

As the home to hundreds of sessions, the VMworld 2017 Content Catalog can be an intimidating place. But never fear! We're here to give you the lowdown on how to get the most out of the content catalog and build a customized VMworld agenda that'll keep you informed, engaged and – best of all – sane.

Make Friends with Filters

Unless you have time and energy to burn, we don't recommend you scroll through the entire catalog and read the descriptions of all the sessions. (Although if you really want to, have at it!) Instead, use our multiple filters to narrow your field of focus to the sessions that'll matter most to you.

PRO TIP: Mix and match any of those filters to dive deep and find specific session content.

You can filter by session type, track, market segment, audience, product and topics, or technical level. You can also filter by whether a session will be part of VMworld US, VMworld Europe, or both.

Filter My Favorites only

Search by keyword

- ▶ Session Type
- ▶ Track
- ▶ Market Segment
- ▶ Session Audience
- ▶ Product and Topics
- ▶ Technical Level

▼ Track

- Application Transformation
- Emerging Technologies and Trends
- Empower the Digital Workspace
- Integrate Public Clouds
- Leading Digital Transformation
- Modernize the Data Center
- Partner Exchange
- Transform Security

PRO TIP: Click the X next to any filter to remove it, or "Clear All" to reset everything and start over.

You can also combine filters. For example, if you want to explore opportunities for transforming the data center in the healthcare industry, and your role is IT ops, check all the applicable filter boxes and voila! Now you'll see only exactly those sessions that meet your needs.

Filters

Track Modernize the Data Center X Market Segment Healthcare X Session Audience IT - Operations X [Clear All](#)

Session Type Cheat Sheet

Here's a look at the main session types at VMworld.

- **General Sessions:** VMworld's primary keynotes, which feature top VMware leaders discussing the company's industry perspective on digital business, transformative technologies, and innovation.
- **Breakout Sessions:** 60-minute presentations delivered by one to two experts. The majority of VMworld sessions are breakout sessions.
- **Group Discussions:** Interactive, roundtable discussions typically led by a VMware expert moderator and limited to ~50 attendees.
- **Quick Talks:** Targeted, half-hour sessions used for niche topics, business overviews, or subjects that can be addressed in just 30 minutes.
- **Panel Session:** One-hour presentations that are hosted by one moderator and feature up to four panelists.
- **Showcase Keynotes:** 60- to 90-minute keynotes featuring VMware business leaders and experts who will share VMware innovations and solutions across business-critical topics.
- **Spotlight Sessions:** 60-minute presentations by VMware executives that offer next-level information on the latest strategy and roadmaps for the most pertinent technical topics today.

You can also filter by specialized sessions that are part of the VMware Hands-On Labs, Partner Exchange, TAM Customer Day or items presented in our Solutions Exchange Theater.

Dive into the Details

Each session listing in the content catalog contains a wealth of information for you. Each listing appears in summary format to start and displays the title, session ID number and presenter names. But click on the arrow to the left of the title and you'll see much more!

Read the session abstract, see to which track and sub-track it belongs, and confirm the session type, intended audience and technical level. All this information can be very helpful as you decide which sessions will make up your VMworld journey.

PRO TIP: Click on a presenter's name to read a brief speaker bio and discover any other sessions he or she will be delivering at VMworld.


Get Smart with Search

PRO TIP: You can combine search with filtering. Type in your search term, then add one or more filters to the results to get even more specific.

If you know exactly what you're looking for, you don't need to bother with filters – jump right to the sessions that suit you by using search. For example, you can search by product name, by topic, by speaker or by session ID.

Or use a keyword search. Keywords are mapped to all aspects of our sessions – including title, description, session type, products, market segment, technical level, and speakers. It's a powerful tool to find exactly the sessions that match your needs.

Use quotation marks around exact phrases or names to narrow your search. Typing **vRealize Operations** will return all results that contain the word **vRealize** and **Operations**, alone or in any combination; typing **"vRealize Operations"** will show only results containing that exact phrase.

Save Your Faves

One fabulous feature of the content catalog is the schedule builder feature, which will allow you to sign up for sessions and build your agenda for VMworld. But you don't need to wait until the scheduler is available (in late July) to start planning.

PRO TIP: Starring an item just means you're marking it as a favorite – it's NOT the same as scheduling it.

As long as you're signed into your My VMworld account, you can view all the sessions and start marking your favorites – just click the star icon for any that catch your fancy.

To see all the sessions you've marked as favorites, just click the box next to **Filter My Favorites only** above the Search box.

🔍 101 of Automation & Orchestration - How do I develop a Successful A&O program in my Company? [MGT3307BUS]

Paul Schaapman, Distinguished Data Center Architect, CDW

Mark Yorke, Principal Field Solutions Architect, CDW

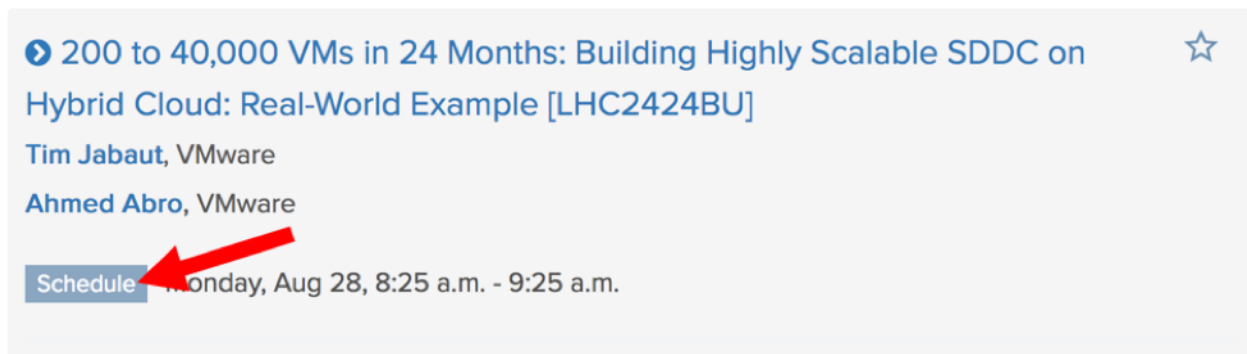


Schedule Your Sessions

It's easy to build your own personalized agenda for VMworld. When you spot a session you'd like to attend, simply click the **Schedule** button on the bottom left of the session description. This will slot them right into your calendar and give you a jump on getting signed up for popular sessions that tend to fill quickly.

Do you like flexibility? No problem – you're not locked into anything. You can amend your schedule as often as you'd like leading up to the event.

PRO TIP: Don't forget – you can only schedule sessions when you're signed in to your My VMworld account.



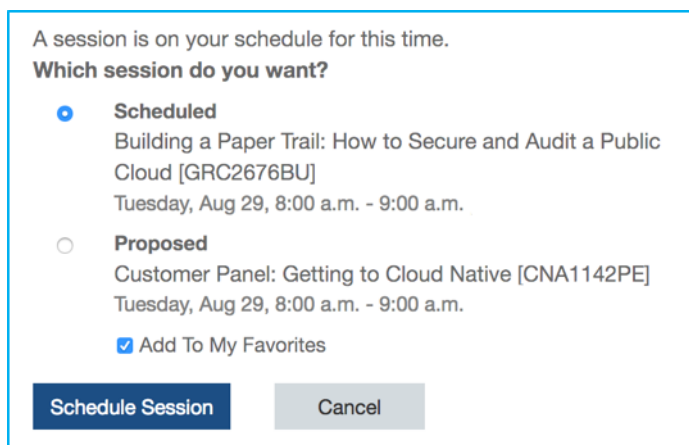
200 to 40,000 VMs in 24 Months: Building Highly Scalable SDDC on Hybrid Cloud: Real-World Example [LHC2424BU] ☆

Tim Jabaut, VMware
Ahmed Abro, VMware

Schedule Monday, Aug 28, 8:25 a.m. - 9:25 a.m.

To drop a session from your calendar, click the **Unschedule** button. You'll also be given the option to add the session to your favorites so you could review it later – or, if it's already a favorite, to remove it altogether.

Avoid Double Trouble



A session is on your schedule for this time.
Which session do you want?

- Scheduled**
Building a Paper Trail: How to Secure and Audit a Public Cloud [GRC2676BU]
Tuesday, Aug 29, 8:00 a.m. - 9:00 a.m.
- Proposed**
Customer Panel: Getting to Cloud Native [CNA1142PE]
Tuesday, Aug 29, 8:00 a.m. - 9:00 a.m.

Add To My Favorites

Schedule Session Cancel

We've made it easy to keep you from accidentally double-booking sessions. If you try to schedule a session that conflicts with another session already on your calendar, you'll get a pop-up assistant to help you choose which one to keep.

You can also add the session you don't choose to your favorites, in case you want to come back to it later.

Keeping Up with Your Calendar

Clicking the calendar icon at the top of the session listings in the content catalog offers you a holistic view of your entire schedule.

You'll see a full day-by-day calendar for VMworld that includes sessions you've scheduled, or for which you've been added to the wait list.

From within your calendar, you can:

- Click on a scheduled or wait-listed item to see all the session details
- Unschedule a session or remove yourself from a wait list
- Find sessions that fit a particular day or time
- Print your calendar for handy reference
- Export all your scheduled sessions into your personal calendar (.ics or .vcs), or export as a CSV file.

To exit the calendar view and return to the regular content catalog view, click the SEARCH function in the toolbar.



PRO TIP: Select the **Show My Favorites** checkbox at the top of the calendar to see where your saved sessions would fit.

Tech Troubles?

If you're having difficulties viewing, filtering or scheduling sessions, please make sure you have JavaScript enabled in your browser. Need instructions on how to do this? This [handy online resource](#) can help.